NORTHSTAR VOYAGER

Main Characteristics

Length Overall	91 ft	(27.74 m)
Beam	65 ft	(19.82 m)
Depth	8 ft	(2.44 m)
Draft	7 ft	(2.13 m)
Gross Tonnage	196	

Capacities

Clear Deck Space	1850 sq ft	(171.87 m^3)
Deck Load	175,000 lbs	(79.38 MT)
Total Deck Space	2,600 sq ft	(241.55 m^3)
Fuel Oil	7,114 gal	(32.34 m^3)
Lube Oil	150 gal	(0.68 m^3)
Potable Water	9,800 gal	(43.19 m^3)
Hydraulic Oil	1,300 gal	(5.90 m^3)

Performance

Cruising Speed	6 knots
Fuel Consumption	
Mains	50 gal/hr
Generators	8 gal/hr
Main Crane	8 gal/hr
Aux. Crane	8 gal/hr

Propulsion

Main Engines	(2) GM-12V-71N
Total Horsepower	730 hp

Special Features

Submersible Pump 2 @ 150 gpm each

Separate VIP Room

Zero Discharge Capability

Marine Sewage Treatment System

Accommodations

Accommodations for 16 people

Crew	4
Guests	12

Fully Airconditioned and Heated

Legs & Pads

Number of Legs	3
Length	145
Size	42" dia x 0.718 wall Material API SLX-70 KSI Steel
Pads	24'L x 12'W x 2'D

Cranes

Primary Crane	50 ton @ 25' Radius
Boom	50' – 100'
Aux. Crane	15 ton
Boom Telescopic	40'-70'

Generators

Engine	(2) Detroit 6-71
K.W.	(2) 75

Jacking

Max Working Water Depth	100'
Jacking Speed	8'/minute

Life Saving Equipment

Rescue Boat

S.A.R.T.

2 x 25 Man Life Rafts

2 x 8 Man Life Rafts

Classification

Flag	U.S.A.
Official Number	965698
Call Sign	WDM2304

NORTHSTAR MARINE SERVICES • EST. 1990

northstarmarineinc.com

NORTHSTAR
MARINE SERVICES • EST. 1990

145 Class

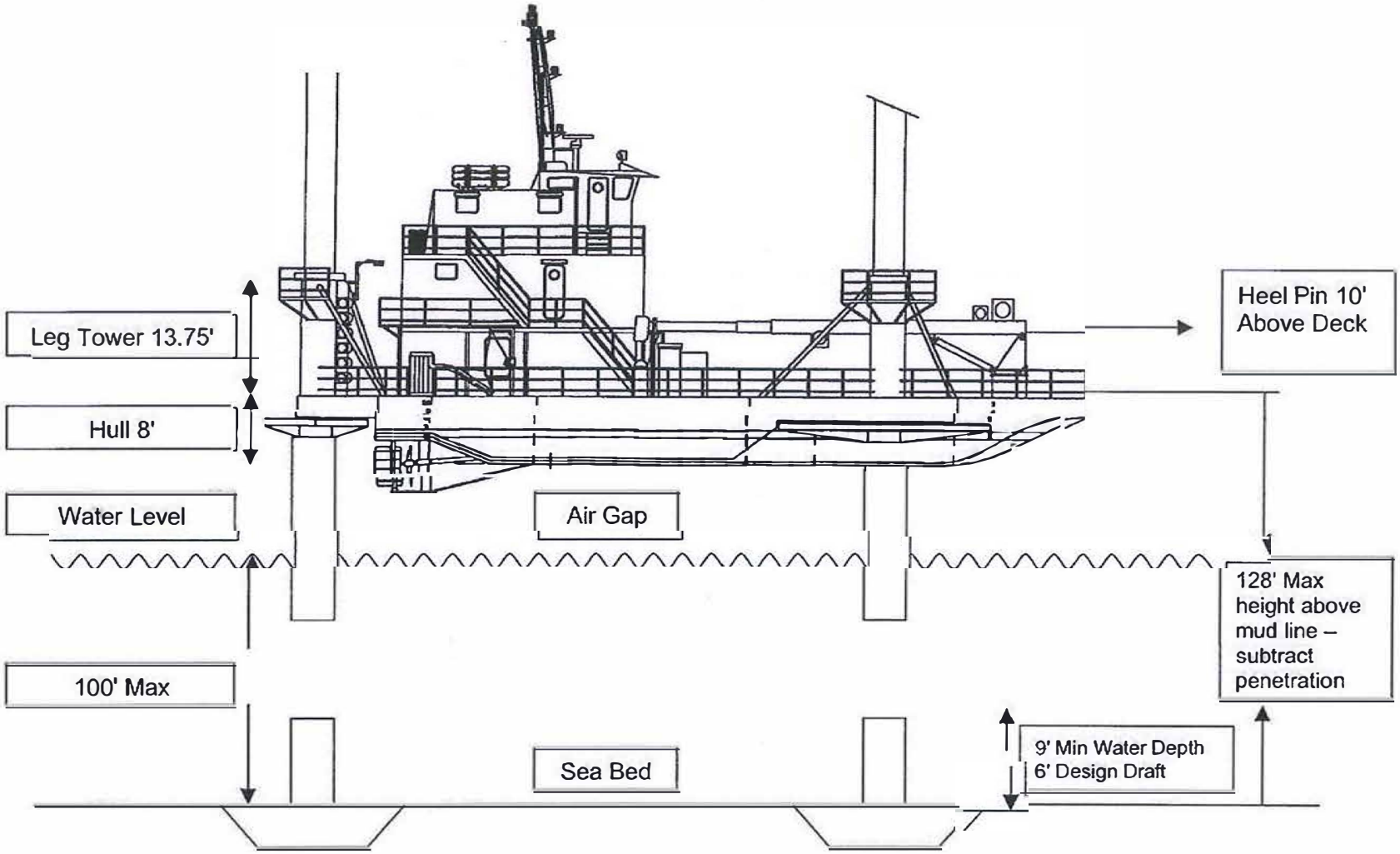

NORTHSTAR
MARINE SERVICES • EST. 1990

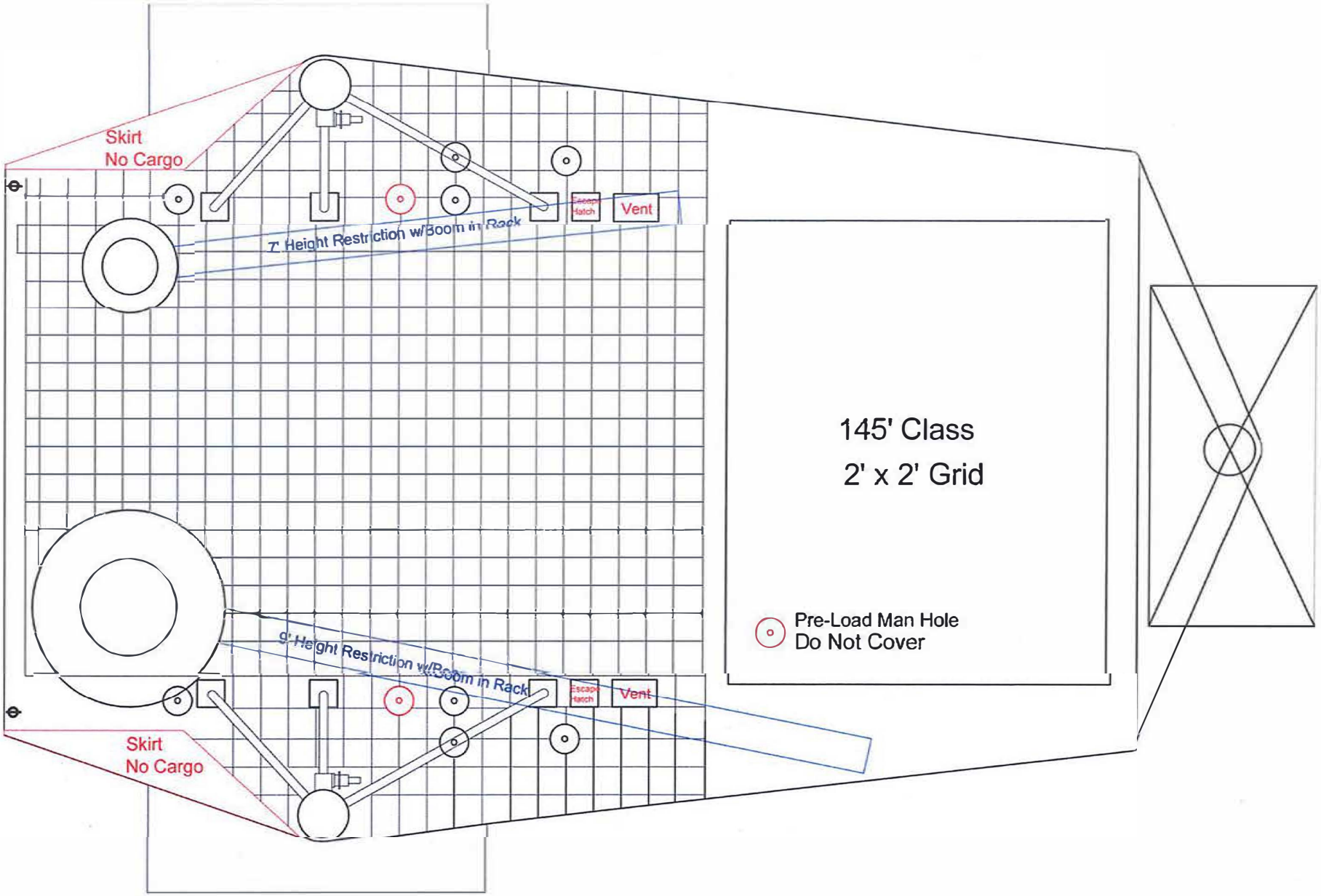

NORTHSTAR
MARINE SERVICES • EST. 1990

01 LEVEL

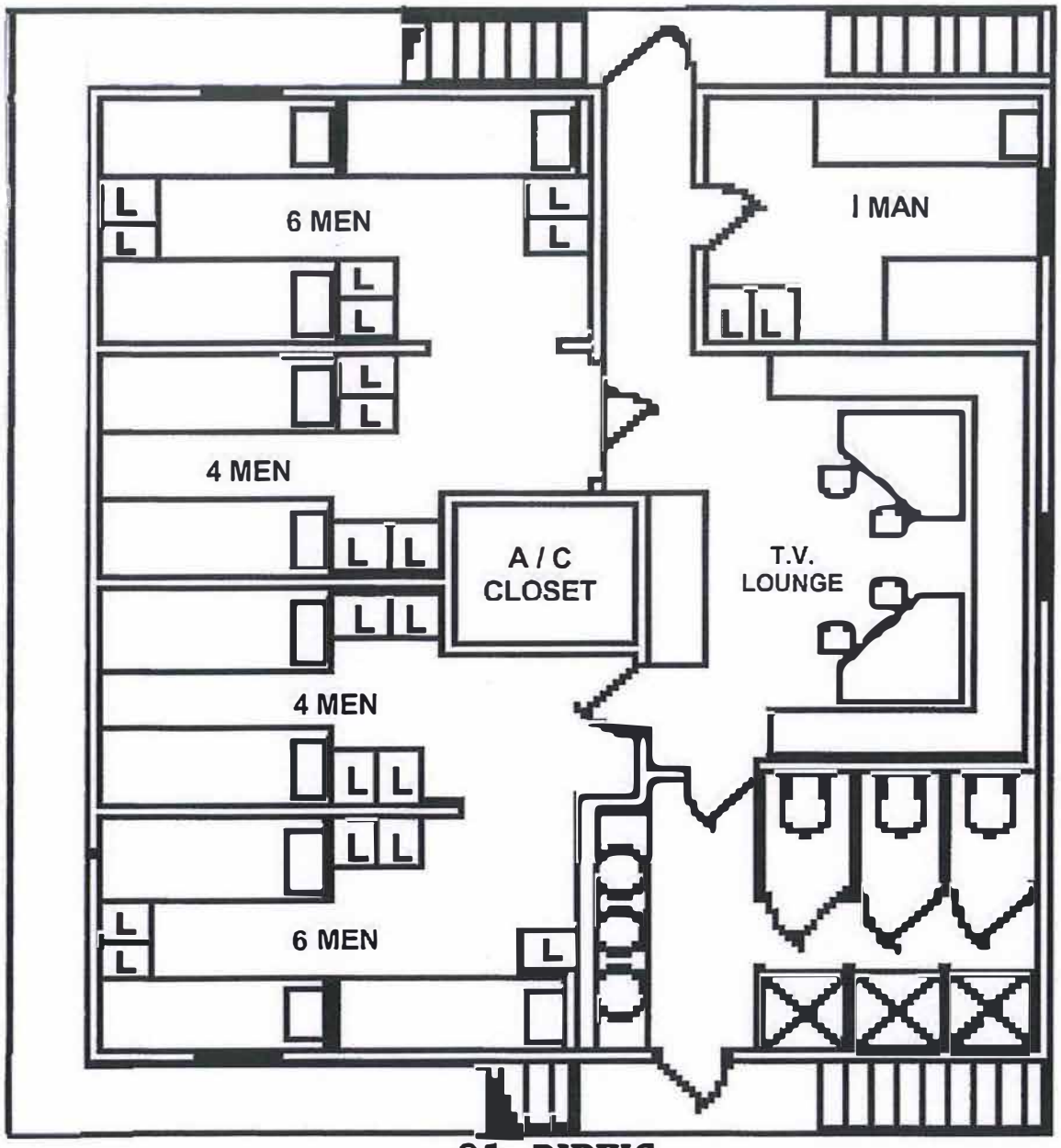

21 BUNKS

NORTHSTAR
MARINE SERVICES • EST. 1990

02 LEVEL

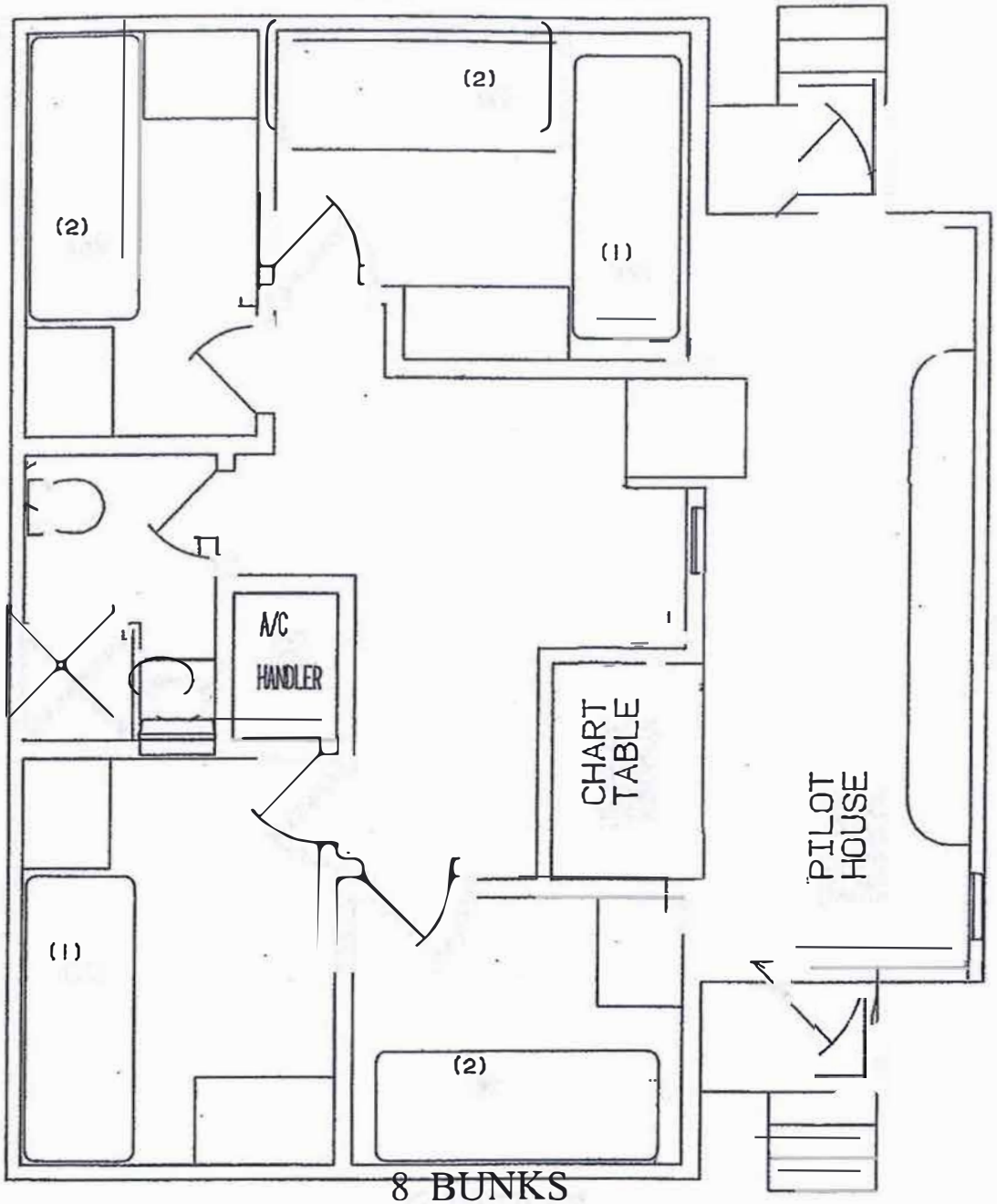

8 BUNKS

NORTHSTAR
MARINE SERVICES • EST. 1990

LOAD CHART (STATIC)

MAIN HOIST = 830′ OF 6 x 25 IWRC-EIPS
AUX HOIST = 350′ OF 19 x 7 IWRC-EIPS

EBI CRANES
TC 100
54′ - 100′ BOOM

	MAIN HOIST - FIVE PART LINE				AUX. HOIST - 1 PART LINE	
	FULLY RETRACTED		FULLY EXTENDED		FULLY EXTENDED	
RADIUS OF LOAD (FT)	CAPACITY (POUNDS)	BOOM ANGLE (DEGREES)	CAPACITY (POUNDS)	BOOM ANGLE (DEGREES)	CAPACITY (POUNDS)	BOOM ANGLE (DEGREES)
10	100,000	79	-	-	-	-
15	75,000	74	60,000	82	5000	82
20	57,000	68	51,000	79	5000	79
25	47,000	62	40,000	76	5000	76
30	40,100	56	33,000	73	5000	73
35	35,000	49	28,000	70	5000	70
40	31,000	42	23,000	66	5000	66
45	28,000	33	20,000	63	5000	63
50	25,000	22	18,000	60	5000	60
55	19,000	0	16,000	57	5000	57
60	-	-	15,000	53	5000	53
65	-	-	13,000	49	5000	49
70	-	-	12,000	45	5000	45
75	-	-	11,000	41	5000	41
80	-	-	10,000	37	5000	37
85	-	-	9,000	32	5000	32
90	-	-	8,000	26	5000	26
95	-	-	7,000	18	5000	18
100	-	-	4,500	0	4500	0

STATIC LOAD = DYNAMIC LOAD X 1.5 (NOTE: WINCH CAPACITY WILL BE LIMITING) PERSONNEL HANDLING LOAD = DYNAMIC LOAD DIVIDED BY 2

NORTHSTAR
MARINE SERVICES • EST. 1990

LOAD CHART (STATIC)

MAIN HOIST = 420′ OF 3/4 19 x 7 IWRC-EIPS
AUX HOIST = 300′ OF 9/16 19 x 7 IWRC-EIPS

EBI CRANES
TC 30
34′ - 60′ BOOM

MAIN HOIST - THREE PART LINE					AUX. HOIST - 1 PART LINE	
FULLY RETRACTED			FULLY EXTENDED		FULLY EXTENDED	
RADIUS OF LOAD (FT)	CAPACITY (POUNDS)	BOOM ANGLE (DEGREES)	CAPACITY (POUNDS)	BOOM ANGLE (DEGREES)	CAPACITY (POUNDS)	BOOM ANGLE (DEGREES)
10	30,000	72	28,000	80	5,000	80
15	22,000	63	19,000	75	5,000	75
20	16,500	52	14,500	70	5,000	70
25	13,000	40	12,000	65	5,000	65
30	10,000	24	10,000	60	5,000	60
35	6,000	3	8,500	54	5,000	54
40	-	-	7,000	48	5,000	48
45	-	-	6,000	41	5,000	41
50	-	-	5,000	33	5,000	33
55	-	-	4,300	23	4,300	23
60	-	-	2,500	3	2,500	3

STATIC LOAD = DYNAMIC LOAD X 1.5 (NOTE: WINCH CAPACITY WILL BE LIMITING) PERSONNEL HANDLING LOAD = DYNAMIC LOAD DIVIDED BY 2